

TR 1700

Height adjustable bathtub



Specifications

Length	1685 mm (66")
Width	695 mm (27")
Height	660-960 mm (26" - 38")
Working Load Limit	150 kg (330 lbs)
Control	Hand control for height adjustments
Power supply	230 V, 50 Hz



Registered at Medical Products Agency, Sweden, as a MD Class 1 product, MDD 93/42EEC.

TR 1700 Height adjustable bathtub - Fully functioning bathtub for limited spaces


TR 1700 was specifically designed to optimize your small space without sacrificing function and efficiency. Ideal for hospitals, nursing homes and private homes who have limited space and require a fully functioning bathtub.

The bath raises and lowers to find the ideal working height for the attendant, reducing heavy lifting and bending, fatigue and risk of back injury. Clearance below the tub allows the use of many different type of hoists and easy floor cleaning.

Integrated with the TR 9560 Mobile patient chairlift the system provides a safe moving and handling for both patient and attendant. During the bathing cycle the client never leaves the comfort and security of the chair.



TR 1700 can be delivered with a thermostat that controls both the bathtub filling and the shower.



The height adjustment of the TR 1700 is controlled by a hand control that can be operated from either side of the bathtub.

TR EQUIPMENT

TR EQUIPMENT AB
TR GROUP INC.
TR EQUIPMENT UK LTD.
TRANSPORHAMED GMBH

PO Box 116, S-573 22, TRANÅS, SWEDEN
903 WEDEL LANE, GLENVIEW, ILLINOIS 60025, USA
INNOVATION CENTRE, GALLOWS HILL, WARWICK CV34 6UW ENGLAND
GARTENSTRASSE 9, 42799 LEICHLINGEN, GERMANY

Phone: +46 140-38 50 60
Phone: +1 800-752-6900
Phone: +44 844 335 8386
Phone: +49 2175-16 94 22-0

Fax: +46 140-38 50 61
Fax: +1 847-724-8566
Fax: +44 844 335 8383

Fax: +49 2175-16 94 22-19

www.trequipment.com



Hygiene Equipment Designed for People

TR 1700

Height adjustable bathtub



Features

The TR 1700 raises quietly and quickly. The hand control for raising and lowering can be operated from either side of the bathtub.

A pop-up drainage closes and opens by turning the overflow valve. No hands need to be in the water.


The factory mounted thermostat regulates both the bathtub filling as well as the shower water temperature.

The shower handle has a soft rubber outlet nozzle which is easy to clean and gives comfortable soft water dispersion.

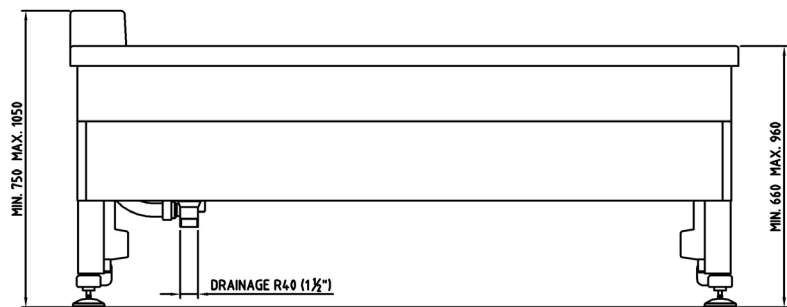
The bathtub is made of glassfibre gelcoat and the frame and skirts are made of powder coated steel.

The drainage can be attached to the floor or the wall.

Adjustable feet increase safety and comfort when there are uneven floor surfaces.

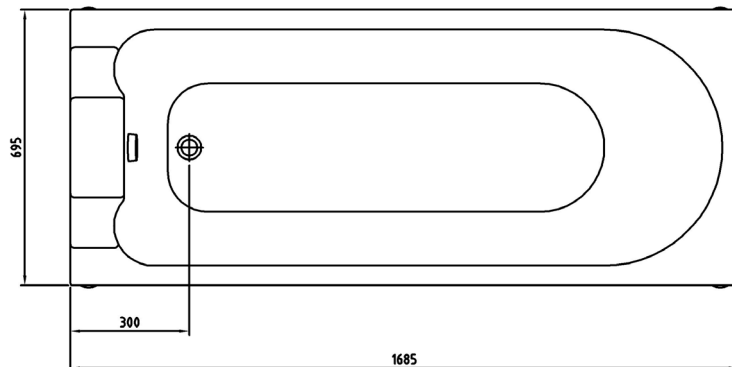


TR 1700 has adjustable feet that increase safety and comfort when there are uneven floor surfaces.



Options

The TR1700 can be delivered with thermostat and shower



TR reserves the right to make design changes and/or improvements without notice

Distributor:

TR EQUIPMENT

TR EQUIPMENT AB PO Box 116, S-573 22, TRANÅS, SWEDEN
 TR GROUP INC. 903 WEDEL LANE, GLENVIEW, ILLINOIS 60025, USA
 TR EQUIPMENT UK LTD. INNOVATION CENTRE, GALLOWS HILL, WARWICK CV34 6UW ENGLAND
 TRANSPORHAMED GMBH GARTENSTRASSE 9, 42799 LEICHLINGEN, GERMANY

Phone: +46 140-38 50 60 Fax: +46 140-38 50 61
 Phone: +1 800-752-6900 Fax: +1 847-724-8566
 Phone: +44 844 335 8386 Fax: +44 844 335 8383
 Phone: +49 2175-16 94 22-0 Fax: +49 2175-16 94 22-19

Hygiene Equipment Designed for People

www.trequipment.com

